

MTA1 Antibody (monoclonal) (M01)**Mouse monoclonal antibody raised against a partial recombinant MTA1.****Catalog # AT2922a****Specification**

MTA1 Antibody (monoclonal) (M01) - Product Information

Application	WB, IHC
Primary Accession	Q13330
Other Accession	NM_004689
Reactivity	Human, Mouse, Rat
Host	mouse
Clonality	Monoclonal
Isotype	IgG3 Kappa
Calculated MW	80786

MTA1 Antibody (monoclonal) (M01) - Additional Information**Gene ID** 9112**Other Names**

Metastasis-associated protein MTA1, MTA1

Target/Specificity

MTA1 (NP_004680, 601 a.a. ~ 700 a.a) partial recombinant protein with GST tag. MW of the GST tag alone is 26 KDa.

Dilution

WB~~1:500~1000

IHC~~1:100~500

Format

Clear, colorless solution in phosphate buffered saline, pH 7.2 .

Storage

Store at -20°C or lower. Aliquot to avoid repeated freezing and thawing.

Precautions

MTA1 Antibody (monoclonal) (M01) is for research use only and not for use in diagnostic or therapeutic procedures.

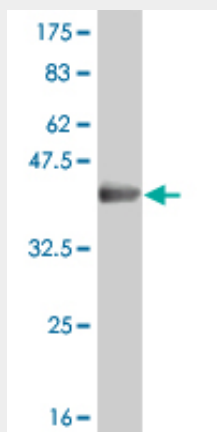
MTA1 Antibody (monoclonal) (M01) - Protocols

Provided below are standard protocols that you may find useful for product applications.

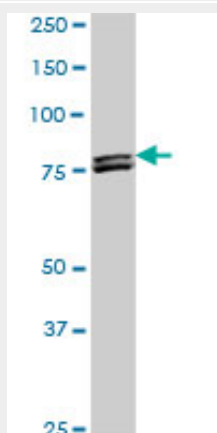
- [Western Blot](#)
- [Blocking Peptides](#)
- [Dot Blot](#)

- [Immunohistochemistry](#)
- [Immunofluorescence](#)
- [Immunoprecipitation](#)
- [Flow Cytometry](#)
- [Cell Culture](#)

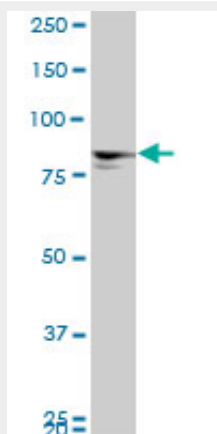
MTA1 Antibody (monoclonal) (M01) - Images



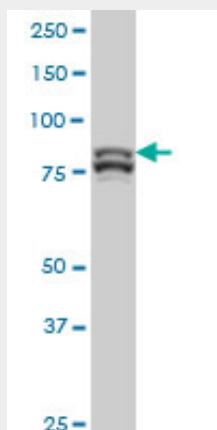
Antibody Reactive Against Recombinant Protein. Western Blot detection against Immunogen (36.74 kDa) .



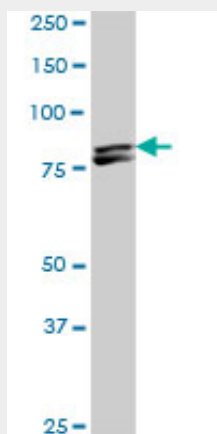
MTA1 monoclonal antibody (M01), clone 4D5. Western Blot analysis of MTA1 expression in PC-12 (Cat # AT2922a)



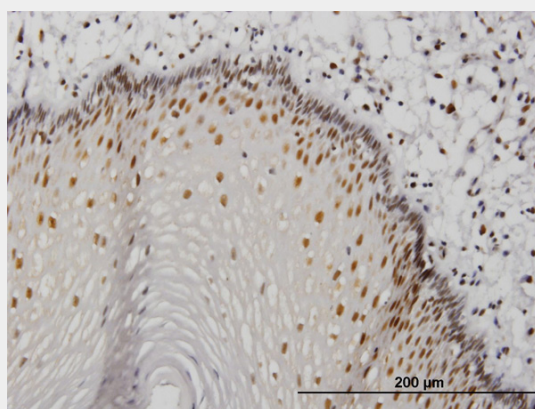
MTA1 monoclonal antibody (M01), clone 4D5. Western Blot analysis of MTA1 expression in IMR-32 (Cat # AT2922a)



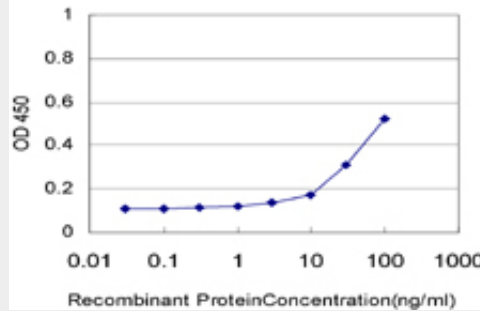
MTA1 monoclonal antibody (M01), clone 4D5 Western Blot analysis of MTA1 expression in Hela S3 NE (Cat # AT2922a)



MTA1 monoclonal antibody (M01), clone 4D5. Western Blot analysis of MTA1 expression in NIH/3T3 (Cat # AT2922a)



Immunoperoxidase of monoclonal antibody to MTA1 on formalin-fixed paraffin-embedded human esophagus. [antibody concentration 1.2 ug/ml]



Detection limit for recombinant GST tagged MTA1 is approximately 3ng/ml as a capture antibody.

MTA1 Antibody (monoclonal) (M01) - Background

This gene encodes a protein that was identified in a screen for genes expressed in metastatic cells, specifically, mammary adenocarcinoma cell lines. Expression of this gene has been correlated with the metastatic potential of at least two types of carcinomas although it is also expressed in many normal tissues. The role it plays in metastasis is unclear. It was initially thought to be the 70kD component of a nucleosome remodeling deacetylase complex, NuRD, but it is more likely that this component is a different but very similar protein. These two proteins are so closely related, though, that they share the same types of domains. These domains include two DNA binding domains, a dimerization domain, and a domain commonly found in proteins that methylate DNA. The profile and activity of this gene product suggest that it is involved in regulating transcription and that this may be accomplished by chromatin remodeling.

MTA1 Antibody (monoclonal) (M01) - References

Differential regulation of HIC1 target genes by CtBP and NuRD, via an acetylation/SUMOylation switch, in quiescent versus proliferating cells. Van Rechem C, et al. Mol Cell Biol, 2010 Aug. PMID 20547755. Requirement of MTA1 in ATR-mediated DNA damage checkpoint function. Li DQ, et al. J Biol Chem, 2010 Jun 25. PMID 20427275. Foxp1/2/4-NuRD interactions regulate gene expression and epithelial injury response in the lung via regulation of interleukin-6. Chokas AL, et al. J Biol Chem, 2010 Apr 23. PMID 20185820. Revelation of p53-independent function of MTA1 in DNA damage response via modulation of the p21 WAF1-proliferating cell nuclear antigen pathway. Li DQ, et al. J Biol Chem, 2010 Mar 26. PMID 20071335. Stimulation of inducible nitric oxide by hepatitis B virus transactivator protein HBx requires MTA1 coregulator. Bui-Nguyen TM, et al. J Biol Chem, 2010 Mar 5. PMID 20022949.